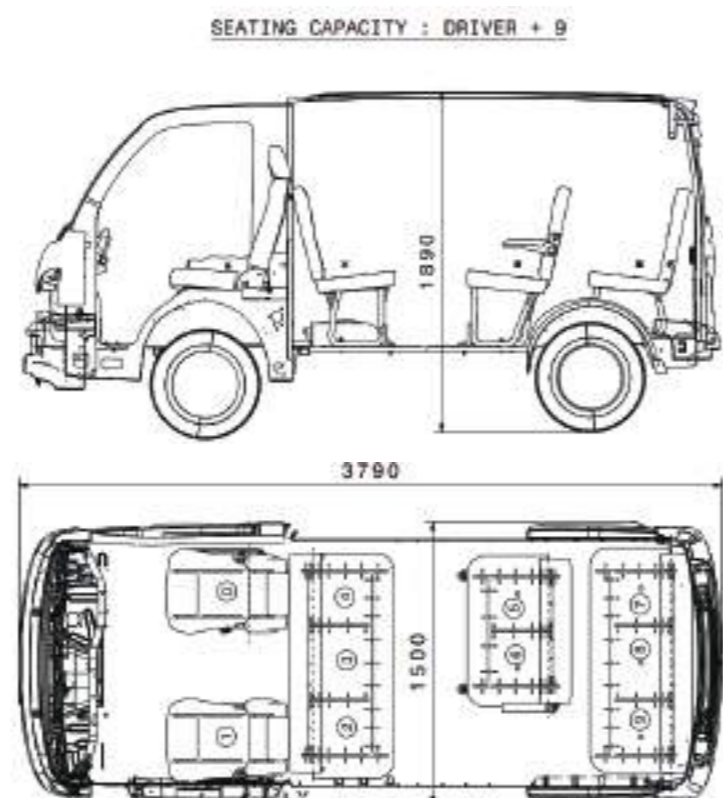


Technical Specifications

	Magic Express Petrol	Magic Mantra Petrol
ENGINE	Engine	Engine TATA 275 MPFI03 Petrol
	Engine Capacity	694 cc
	Max. Engine Output	22 kW @ 4 000 r/min
	Max. Torque	55 Nm @ 2 500 - 3 500 r/min
	No. of Cylinders	2 inline
	Clutch	170 mm outside diameter of clutch lining
	Clutch Type	Single plate dry friction diaphragm type
CLUTCH & TRANSMISSION	Type of Actuation	Cable operated with manual wear adjustment
	Transmission Description	Manual transmission
	Gearbox	5 Forward, 1 Reverse, Synchronesh on all forward gears, sliding mesh for reverse gear
AXLES	Rear Axle	Banjo type with hypoid gears and semi floating axle shafts
	Front Axle	Rigid beam construction
SUSPENSION	Front	Rigid Axle with semi-elliptical leaf spring
	Rear	Live Axle with semi-elliptical leaf spring
	Suspension with Shock Absorber	Hydraulic double acting telescopic type
BRAKES	Front	Disc brakes
	Rear	Drum brakes
TYRES	Brakes	Hydraulic brakes with Vacuum Booster and ABS 9.0
	Tyre Size	155 R 13 LT
	Min. Ground Clearance	150 mm
DIMENSIONS	Min. Turning Circle Dia	8 600 mm
	Wheelbase	2 100 mm
	Length	3 790 mm
	Width	1 500 mm
FUEL TANK	Capacity	26 l Metallic
	Gradeability	11.6 %
PERFORMANCE	GVW	1 830 kg
WEIGHTS	Alternator Capacity	70 A
	Battery	12 V, 55 Ah
ELECTRICALS	SEATING CAPACITY	9 + D
WARRANTY	WARRANTY	2 Years / 72 000 km
COLOUR OPTIONS	COLOUR OPTIONS	Arctic White & Golden Yellow



Widest
Service Network



Tata Genuine Parts
in every location



Best-in-Class
RESALE Value



TATA MOTORS

For more information, visit

www.magic.tatamotors.com | **1800 209 7979**

You can also contact our Sales Office: Tata Motors Limited, 4th Floor, Ahura Centre, 82, Mahakali Caves Road, MIDC, Andheri (East), Mumbai - 400 093.

All pictures shown are for illustration purpose only. Actual product may vary. CAUTION: Accessories shown in the picture or elsewhere do not constitute standard fitment. The specifications are merely indicative. Due to continuous product improvements, these specifications are liable to change without notice.

TATA MOTORS
Connecting Aspirations



Magic Wah!, Avatar Naya

Introducing Tata Magic Petrol

Sawariyo ke liye safety, Maalik ke liye fayda



BS6 P2
Phase 2 Ready

Better Fuel Efficiency

Lower Total Cost of Ownership

Safer


Smarter

Greener

TATA
magic

Tata Magic 10-Seater


With Superior Features



Torque of 55 Nm

Power of 22 kW

Petrol MPFI BS6

 Best-In-Class Mileage

Low Maintenance and Easy Serviceability of MPFI Petrol Engine

- Maximum power of 22 kW @ 4 000 r/min
- Maximum torque of 55 Nm @ 2 500 - 3 500 r/min
- Less gear shifts - better clutch life

Bigger Clutch

- 170 mm dia. clutch
- Increased surface area of clutch ensures longer clutch life

Gradeability

- Gradeability of 12.8 %
- Multi-terrain capability



5-Speed Gearbox

- Good fuel economy without compromising on the acceleration
- Additional 5th gear helps achieve better speed and performance at lower engine r/min
- Enhances engine life

New Dashboard with Digital Cluster & Better Driver Ergonomics

- Reverse Park Assist
- Economy mode
- USB charger
- Fatigue-free driving



Spacious and Comfortable 10-Seater



Strong Aggregates and Durable Body



- Leaf-spring at both ends for better load capacity
- Anti-roll bar for better stability
- Low rolling resistance tubeless tyre
- Front disc and rear drum brake
- Strong cabin and reinforced body for safety

*Tested as per rules 115 of CMVR 1989.